
















HPS Scope and Sequence
 Elementary Technology 2nd Grade
 Created February 2011 Revised 3/24/2011

Standard or GLCE #	Standard or GLCE Language Students will	What this means:	S	Lessons 36	Examples of Formative Assessments	Vocabulary
						
PK_2..CI- Creativity and Innovation	1. use a variety of digital tools (e.g., word processors, drawing tools, simulations, presentation software, graphical organizers) to learn, create, and convey original ideas or illustrate concepts		1	2		My computer Icon Delete Disk drive File
PK_2.CC. Communication and Collaboration	1. work together when using digital tools (e.g., word processor, drawing, presentation software) to convey ideas or illustrate simple concepts relating to a specified project.		1	2		E-mail Online Program Shortcut
	2. use a variety of developmentally appropriate digital tools (e.g., word processors, paint programs) to communicate ideas to classmates, families and others.		1	2		Webpage Server CPU
PK_2.RI. Research and Information Fluency -	1. interact with internet based resources		1	2		Internet Menu Monitor Mouse
	2. use digital resources (e.g., dictionaries, encyclopedias, graphs, graphical organizers) to locate and interpret information relating to a specific curricular topic, with assistance from teachers, school library media specialists, parents, or student partners		1	2		Keyboard
PK_2.CT. Critical Thinking, Problem Solving, and Decision Making	1. explain ways that technology can be used to solve problems (e.g., cell phones, traffic lights, GPS units)		1	2		

HPS Scope and Sequence
 Elementary Technology 2nd Grade
 Created February 2011 Revised 3/24/2011

Standard or GLCE #	Standard or GLCE Language Students will	What this means:	S	Lessons 36	Examples of Formative Assessments	Vocabulary
						
	2. use digital resources (e.g., dictionaries, encyclopedias, search engines, web sites) to solve developmentally appropriate problems, with assistance from teachers, parents, school media specialists, or student partners		1	2		
PK_2.DC. Digital Citizenship	1. describe appropriate and inappropriate uses of technology (e.g., computers, internet, e-mail, cell phones) and describe consequences of inappropriate uses	Observation	1	2		
	2. know the Michigan Cyber Safety Initiative's three rules (Keep Safe, Keep Away, Keep Telling)		1	2		
	3. identify personal information that should not be shared on the Internet (e.g. name, address, phone number)		2	2		
	4. know to inform a trusted adult if they receive or view an online communication which makes them feel uncomfortable, or if someone whom they don't know is trying to communicate with them or asking for personal information		2	2		
PK_2.TC. Technology Operations and Concepts	1. discuss advantages and disadvantages of using technology		2	2		
	2. be able to use basic menu commands to perform common operations (e.g., open, close, save, print)		2	2		
	3. recognize, name, and label the major hardware components in a computer system (e.g., computer, monitor, keyboard, mouse, printer)		2	2		monitor, mouse, printer, keyboard, CPU

HPS Scope and Sequence
 Elementary Technology 2nd Grade
 Created February 2011 Revised 3/24/2011

Standard or GLCE #	Standard or GLCE Language Students will	What this means:	S	Lessons 36	Examples of Formative Assessments	Vocabulary
						
	4. discuss the basic care for computer hardware and various media types (e.g., CDs, DVDs, videotapes)		2	2		
	5. use developmentally appropriate and accurate terminology when talking about technology		2	2		backspace, computer program, flash drive, enter key, escape key
	6. understand that technology is a tool to help him/her complete a task, and is a source of information, learning, and entertainment		2	2		
	7. demonstrate the ability to navigate in virtual environments (e.g., electronic books, games, simulation software, web sites)		2	2		